


I|S|C

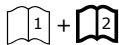
Solutions in Metal



CE 0120



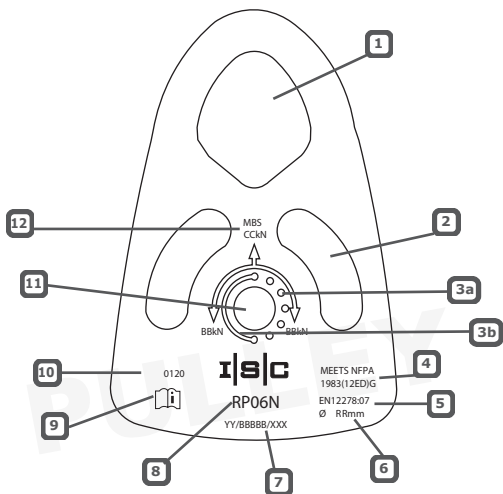
climb. work. rescue.





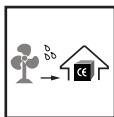
Pulley

EN	English	General Instructions for Use	10
CS	Český	Obecné pokyny k použití	11
DA	Dansk	Generelle brugerinstruktioner	12
DE	Deutsch	Allgemeine Bedienungsanleitung	13
ES	Español	Instrucciones generales de uso	14
FI	Suomeski	Yleinen käyttöohje	16
FR	Français	Instructions générales d'utilisation	17
IT	Italiano	Istruzioni generali d'uso	18
NL	Nederlands	Algemene gebruiksinstructies	20
NO	Norsk	Generell bruksanvisning	21
PL	Polski	Ogólne instrukcje dotyczące użytkowania	22
PT	Português	Instruções gerais de utilização	23
SV	Svenska	Allmänna användarinstruktioner	25
ZH	简体中文	的使用一般说明	26
JP	日本語	使用のための一般的な手順	27

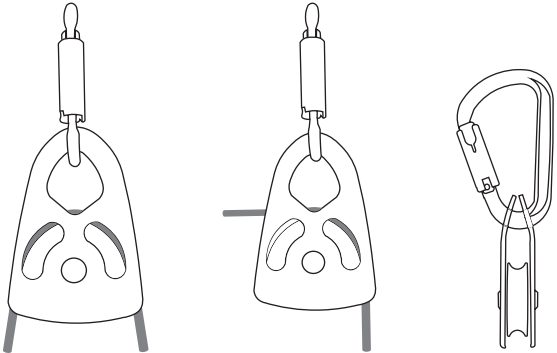
A Nomenclature



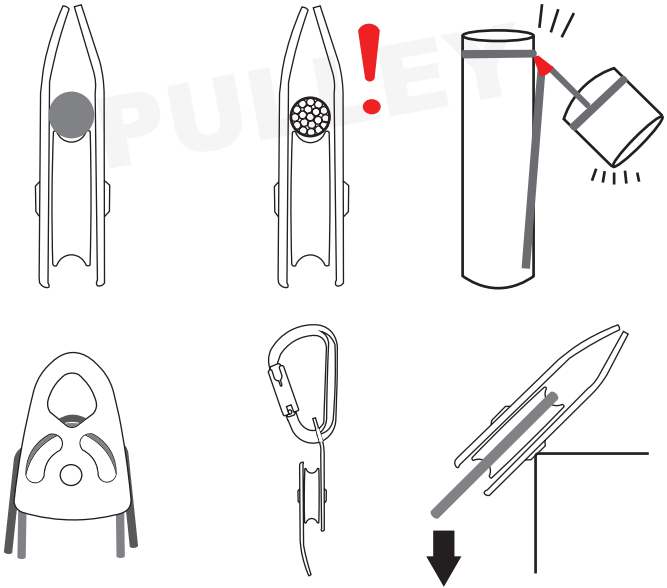
B Care & Maintenance

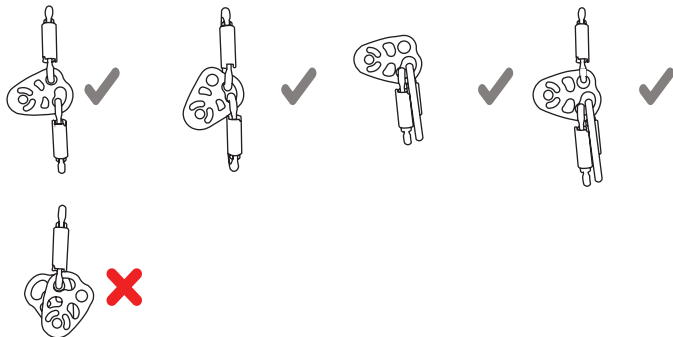


C Use



D Misuse



**[A] Nomenclature**

1. Main attachment eye
2. Pulley Wheel / Sheave
3. Bearing (a) / Bushing (b) indicator mark
4. NFPA
5. EN12278
6. Maximum Rope Diameter
7. Serial Number
8. Part Code
9. User Manual Icon
10. CE Mark
11. Tamperproof Axle Rivet
12. Minimum Breaking Strength

[B] Care and Inspection

Pulleys should be inspected for damage to the side frames and sheaves. Sheaves should be free to rotate smoothly

[C] Use

1. Pulley can be used inline with direction of pull
2. Pulley can be used to redirect line
3. Attachment of pulley with both side frames

[D] Misuse

1. Do not use ropes that exceed the maximum rope diameter stated on the pulley
2. Do not use wire cables in conjunction with aluminium pulleys as this will increase wear. ISC recommends the use of pulleys with stainless steel frames and wheels for this purpose
3. Do not use pulleys detailed in this manual in negative rigging applications
4. Do not use more than one rope per sheave
5. Pulleys should not be loaded across the minor axis or against the axle

[E] Multiple Attachment Pulley

The Multiple Attachment Pulley (RP282) can be loaded with a karabiner in either or both of the attachment eyes. The larger attachment eye can accommodate upto two karabiners simultaneously. The frames should be aligned when connected at all times

Eiger Range				
Model	Part No.	Mat.	Ø (mm)	MBS (kN)
Small Single	RP012	A	10 -13mm	35
Small Double	RP030	A	10 -13mm	35
Med Single Dbl End	RP034	A	10 -13mm	35
Med Single	RP032	A	10 -13mm	35
Med Double	RP033	A	10 -13mm	35
Small Double redirect	RP031	A	10 -13mm	35
Micro Single	RP037	A / ST	10 -13mm	24 /35
Prussik Range				
Shear Reduction*	RP029	A / ST	10 -13mm	44
Small Single*	RP060	A / ST	10 -13mm	40
Small Single with Becket	RP062	A / ST	10 -13mm	40
Small Double	RP061	A / ST	10 -13mm	40
Med Single*	RP063	A / ST	10 -13mm	50
Med Single with Becket	RP065	A / ST	10 -13mm	50
Med Double	RP064	A / ST	10 -13mm	50
Large Single*	RP066	A / ST	10 -16mm	70 / 50
Large Single with Becket	RP068	A / ST	10 -16mm	70 / 50
Large Double	RP067	A / ST	10 -16mm	70 / 50
X Large Single	RP069	A / ST	<= 20mm	70 / 50
Specialist Range				
Model	Part No.	Mat.	Ø (mm)	MBS (kN)
Rope Wrench Pulley**	RP281	A	10 -13mm	35
Multiple Attachment Pulley	RP282	A	10 -13mm	30
Aluminium				A
Stainless Steel / Edelstahl / Acero Inoxiable / Roestvrij Staal / Inox / Acciaio Inossidabile				ST
* Fixed versions available and comply with PPE Directive, not EN12278				
** Version compliant with PPE directive only - Wheel does not rotate when loaded with >200kg				

EC Directive 89/686/EEC and **Regulation (EU) 2016/425**

Notified Body having carried out the CE type test (Art. 10, **Module B**): SATRA Technology Centre (0321), Wyndham Way, Telford Way, Kettering, Northamptonshire, NN16 8SD. U.K.

Notified body responsible for production monitoring and inspection (Art. 11B, **Module D**): SGS United Kingdom Ltd (0120), Unit 202B, Worle Parkway, Weston Super Mare. S22 6WA. U.K.

PULLEY

Product Record Details

- 1 **Item, Položka, Element, Artikel, Artículo, Tuote, Élément, Articolo, Onderdeel, Artikkel, Pozycja, Item, Objekt, 項目, 产品**
- 2 **Serial Number, Sériové číslo, Seriennummer, Seriennummer, Número de serie, Sarjanumero, Numéro de série, Acquistato da, Gekocht bij, Kjøpt fra, Zakupione od, Numer seryjny, Número de série, Seriennummer, シリアルナンバー, 编号.**
- 3 **Year of manufacture, Rok výroby, Produktionsår, Herstellungsjahr, Año de fabricación, Valmistusvuosi, Année de fabrication, Anno di produzione, Productiejaar, Produksjonsår, Rok produkcji, Ano de fabric, Tillverkningsår, 製造年, 制造年份.**
- 4 **Purchased from, Zakoupeno od, Købt af, Gekauft von, Comprado en (distribuidor), Ostopaikka, Acheté auprès de, Acquistato da, Gekocht bij, Kjøpt fra, Zakupione od, Adquirido de, Inköpt hos, 購入元, 购买来源.**
- 5 **Purchase date, Datum nákupu, Købsdato, Kaufdatum, Fecha de compra, Ostopäivä, Date d'achat, Data di acquisto, Aankoopdatum, Kjøpsdato, Data zakupu, Data da aquisição, Inköpsdatum, 購入日, 购买日期.**
- 6 **Name of Manufacturer, Výrobce, Producent, Hersteller, Fabricante, Valmistaja, Fabricant, Produttore, Fabrikant, Producent, Producent, Fabricante, Tillverkare, メーカー名, 制造商的名字.**
- 7 **Date of first use, Datum prvního použití, Datoen for første anvendelse, Datum der ersten Benutzung, Fecha del primer uso, Ensimmäinen käyttöpäivä, Date de première utilisation, Data del primo utilizzo, Datum van ingebruikname, Dato for første gangs bruk, Data pierwszego użycia, Data da primeira utilização, Datum för första användning, 初回使用日, 第一次使用日期.**
- 8 **Inspection date, Datum kontroly, Inspektionsdato, Prüfungsdatum, Fecha de inspección, Tarkistuspäivä, Date d'inspection, Data ispezione, Inspectedatum, Kontrolldato, Data przeglądu, Data da inspeção, Inspektionsdatum, 検査日, 検査日期.**
- 9 **Reason (periodic examination (E) or repair (R)), Důvod (periodická prohlídka (E) nebo oprava (R)), Grund (periodisk undersøgelse (E) eller reparation (R)), Grund (regelmäßige Prüfung (E) oder Reparatur(R)), Motivo (examinación periódica (E) o reparación(R)), Syy (määräaikainen tarkistus (E) tai korjaus (R)), Motif (examen périodique (E) ou réparation (R)), Motivo (esame periodico (E) o riparazione (R)), Reden (periodiek onderzoek (E) of reparatie (R)), Årsak (periodisk kontroll (E) eller reparasjon (R)), Powód (przegląd okresowy – E; naprawa – R), Motivo (inspeção periódica [E] ou reparação [R]), Orsak (periodiskt återkommande granskning (E) eller reparation (R)), 理由 (定期検査 [E] または修理 [R], 原因 (定期検査[E]或修复[R]) .**
- 10 **Conform, Odpovídá, Overholdelse, Bedingungen erfüllt, Conformidad, Vaatimustenmukaisuus, Conformité, Conforme, Voldoet aan, Samsvar, Zgodność, Conformidade, Efterlevnad, 適合, 确认.**
- 11 **Comments, Připomínky, Bemærkninger, Kommentare, Comentarios, Kommentit, Commentaires, Commenti, Opmerkingen, Kommentarer, Uwagi, Comentários, Kommentarer, コメント, 评论.**
- 12 **Signature, Podpis, Underskrift, Unterschrift, Firma, Allekirjoitus, Signature, Firma, Handtekening, Signatur, Podpis, Assinatura, Underskrift, 署名, 签名.**

climb. work. rescue.

I|S|C

Solutions in Metal

International Safety Components Ltd.
Unit 1, Plot 2
Llandygai Industrial Estate
Bangor
Gwynedd
LL57 4YH
United Kingdom

T> +44 (0) 1248 363 125

F> +44 (0) 1248 363 118

sales@iscwales.com

www.iscwales.com



YouTube

